

## Inline function terminal - IB IL TEMP 4/8 RTD-PAC - 2863915

Please be informed that the data shown in this PDF Document is generated from our Online Catalog. Please find the complete data in the user's documentation. Our General Terms of Use for Downloads are valid (<http://phoenixcontact.com/download>)



Inline analog input terminal, complete with accessories (connector and labeling field), 8 channels, RTD (resistance temperature detector), 2, 3-wire connection method


### Product Description

The terminal is designed for use within an Inline station. This terminal provides an 8-channel input module for resistance temperature detectors.

### Your advantages

- ✓ Pt, Ni, Cu, KTY sensor types according to DIN and SAMA
- ✓ 8 inputs for resistive temperature sensors and linear resistors up to 20 k $\Omega$
- ✓ Connection of sensors in 2 and 3-wire technology
- ✓ Communication either via process data or parameter channel (PCP)
- ✓ The channels are parameterized independently of one another via the bus system
- ✓ Robust inputs ideal for use in harsh industrial environments with electromagnetic interference
- ✓ Measured values can be represented in three different formats
- ✓ Temperature and resistance measurement in the millisecond range
- ✓ Diagnostic and status indicators

### Key Commercial Data

Packing unit	1 pc
GTIN	 4 017918 955410
GTIN	4017918955410
Weight per Piece (excluding packing)	256.900 g
Custom tariff number	85389091
Country of origin	Germany

# Inline function terminal - IB IL TEMP 4/8 RTD-PAC - 2863915

## Technical data

### Note

Utilization restriction	EMC: class A product, see manufacturer's declaration in the download area
-------------------------	---

### Dimensions

Width	48.8 mm
Height	136.8 mm
Depth	71.5 mm

### Ambient conditions

Ambient temperature (operation)	-25 °C ... 55 °C
Ambient temperature (storage/transport)	-25 °C ... 85 °C
Permissible humidity (operation)	10 % ... 95 % (according to DIN EN 61131-2)
Permissible humidity (storage/transport)	10 % ... 95 % (according to DIN EN 61131-2)
Air pressure (operation)	70 kPa ... 106 kPa (up to 3000 m above sea level)
Air pressure (storage/transport)	70 kPa ... 106 kPa (up to 3000 m above sea level)
Degree of protection	IP20

### General

Mounting type	DIN rail
Color	green
Net weight	190 g
Operating mode	Process data mode with 5 words/1 word PCP

### Interfaces

Designation	Inline local bus
Connection method	Inline data jumper
Transmission speed	500 kbps
Transmission physics	Copper

### Inline potentials

Designation	Communications power ( $U_L$ )
Supply voltage	7.5 V DC (via voltage jumper)
Current consumption	typ. 75 mA
	max. 100 mA
Designation	Supply of analog modules ( $U_{ANA}$ )
Supply voltage	24 V DC (via voltage jumper)
Supply voltage range	19.2 V DC ... 30 V DC (including all tolerances, including ripple)
Current consumption	typ. 28 mA
	max. 55 mA
Power consumption	typ. 1.24 W

## Inline function terminal - IB IL TEMP 4/8 RTD-PAC - 2863915

### Technical data

#### Analog inputs

Number of inputs	8
Input name	Analog RTD inputs
Description of the input	Input for resistive temperature sensors
Connection method	Spring-cage connection
Connection technology	2, 3-conductor
Sensor types (RTD) that can be used	Pt, Ni, KTY, Cu sensors, linear resistors
Linear resistance measuring range	0 Ω ... 400 Ω
	0 Ω ... 20 kΩ
Measuring principle	Successive approximation
Measured value representation	16 bits (15 bits + sign bit)
A/D conversion time	max. 10 μs
Process data update	6 ms (Up to 230 ms possible depending on operating mode)
Data formats	IB IL, IB ST, S7 compatible

#### Electrical isolation

Test section	7.5 V supply (bus logic)/±15.5 V, ±5 V analog supply (analog I/O) 500 V AC 50 Hz 1 min.
	7.5 V supply (bus logics) / functional earth ground 500 V AC 50 Hz 1 min.
	±15.5 V, ±5 V analog supply (analog I/O)/functional earth ground 500 V AC 50 Hz 1 min.

#### Standards and Regulations

Protection class	III (IEC 61140, EN 61140, VDE 0140-1)
------------------	---------------------------------------

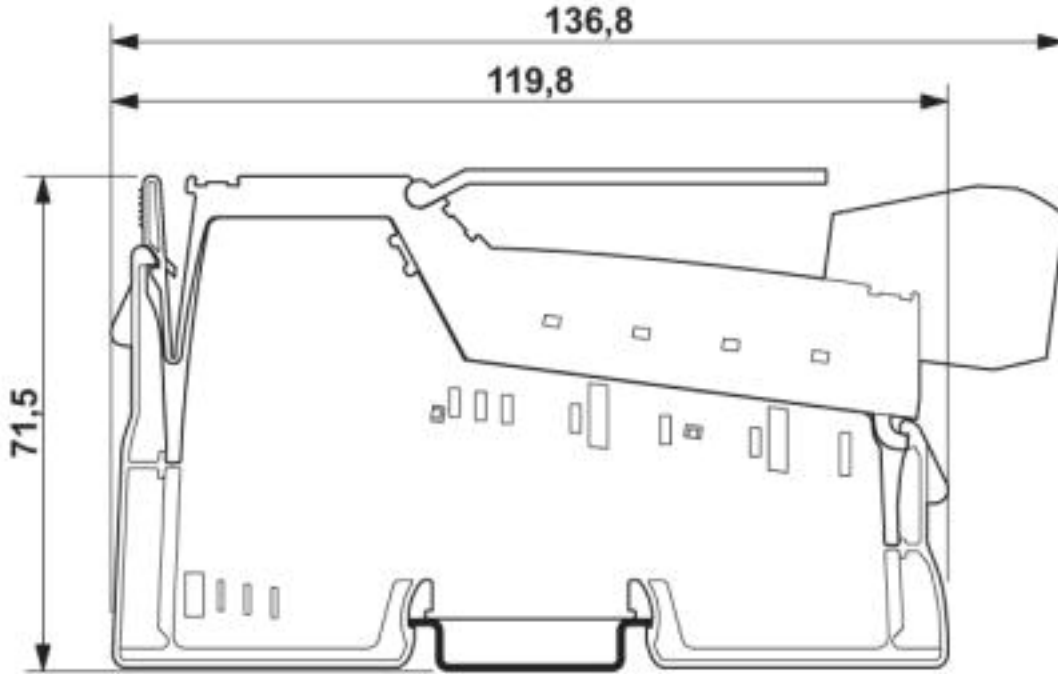
#### Environmental Product Compliance

China RoHS	Environmentally friendly use period: unlimited = EFUP-e
	No hazardous substances above threshold values

### Drawings

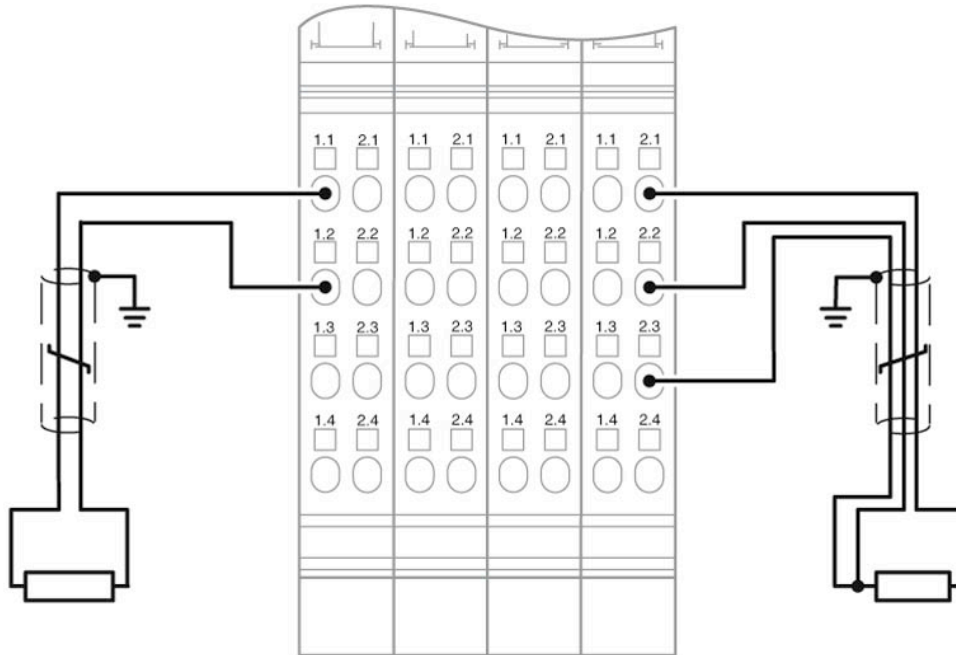
# Inline function terminal - IB IL TEMP 4/8 RTD-PAC - 2863915

Dimensional drawing



# Inline function terminal - IB IL TEMP 4/8 RTD-PAC - 2863915

Connection diagram



## Inline function terminal - IB IL TEMP 4/8 RTD-PAC - 2863915

### Classifications

#### eCl@ss

eCl@ss 4.0	27250300
eCl@ss 4.1	27250300
eCl@ss 5.0	27250300
eCl@ss 5.1	27242600
eCl@ss 6.0	27242600
eCl@ss 7.0	27242601
eCl@ss 8.0	27242601
eCl@ss 9.0	27242601

#### ETIM

ETIM 2.0	EC001431
ETIM 3.0	EC001596
ETIM 4.0	EC001596
ETIM 5.0	EC001596
ETIM 6.0	EC001596
ETIM 7.0	EC001596

#### UNSPSC

UNSPSC 6.01	43172015
UNSPSC 7.0901	43201404
UNSPSC 11	43172015
UNSPSC 12.01	43201404
UNSPSC 13.2	32151602

### Approvals

#### Approvals

---

#### Approvals

DNV GL / BSH / BV / LR / ABS / BSH / RINA / UL Listed / cUL Listed / EAC / cULus Listed

---









#### Ex Approvals

---

#### Approval details

# Inline function terminal - IB IL TEMP 4/8 RTD-PAC - 2863915

## Approvals

DNV GL		<a href="https://approvalfinder.dnvgl.com/">https://approvalfinder.dnvgl.com/</a>	TAA0000BN
BSH		<a href="http://www.bsh.de/de/index.jsp">http://www.bsh.de/de/index.jsp</a>	Anwenderhinweis
BV		<a href="http://www.veristar.com/portal/veristarinfo/generalinfo/approved/approvedProducts/equipmentAndMaterials">http://www.veristar.com/portal/veristarinfo/generalinfo/approved/approvedProducts/equipmentAndMaterials</a>	21595/B0 BV
LR		<a href="http://www.lr.org/en">http://www.lr.org/en</a>	08/20033
ABS		<a href="http://www.eagle.org/eagleExternalPortalWEB/">http://www.eagle.org/eagleExternalPortalWEB/</a>	17-HG1621871-PDA
BSH		<a href="http://www.bsh.de/de/index.jsp">http://www.bsh.de/de/index.jsp</a>	658
RINA		<a href="http://www.rina.org/en">http://www.rina.org/en</a>	ELE183315XG
UL Listed		<a href="http://database.ul.com/cgi-bin/XYV/template/LISEXT/1FRAME/index.htm">http://database.ul.com/cgi-bin/XYV/template/LISEXT/1FRAME/index.htm</a>	FILE E 140324
cUL Listed		<a href="http://database.ul.com/cgi-bin/XYV/template/LISEXT/1FRAME/index.htm">http://database.ul.com/cgi-bin/XYV/template/LISEXT/1FRAME/index.htm</a>	FILE E 140324
EAC			EAC-Zulassung
cULus Listed			

## Inline function terminal - IB IL TEMP 4/8 RTD-PAC - 2863915

### Accessories

#### Accessories

#### Device parameterization

#### Software - AX+ BASIC - 2985068



Software CD for FDT container for integrating device DTMs (free download)

---

### Labeling panel

#### Labeling field - IB IL FIELD 2 - 2727501

Labeling field, width: 12.2 mm



#### Labeling field - IB IL FIELD 8 - 2727515

Labeling field, width: 48.8 mm



### Plug

#### Inline shield connector - IB IL SCN 6-SHIELD-TWIN - 2740245



Inline shield connector

---

## Inline function terminal - IB IL TEMP 4/8 RTD-PAC - 2863915

### Accessories

Inline shield connector - IB IL SCN-6 SHIELD - 2726353



Inline shield connector

---

### Programming

Software - AX DTM LIB - 2988065



DTM library

---

### Terminal marking

Insert strip - ESL 62X10 - 0809492



Insert strip, Sheet, white, unlabeled, can be labeled with: Office printing systems: Laser printer, mounting type: insert, lettering field size: 62 x 10 mm, Number of individual labels: 72

Insert strip - ESL 62X46 - 0809502



Insert strip, Sheet, white, unlabeled, can be labeled with: Office printing systems: Laser printer, mounting type: insert, lettering field size: 62 x 46 mm, Number of individual labels: 120